




 **WAHOO!**

**WAHOO! builds  
the toughest  
unsinkable boats  
in the world.**

WAHOO! has been obsessed with building the finest unsinkable boats in the world for the past 14 years. And our customers seem to have noticed what a difference that obsession has made. Over 80% of WAHOO! buyers were previously owners of our direct competitors' boats.

WAHOO! incorporates qualities that no other unsinkable boat manufacturer has been able to accomplish. For example, our complex foaming process enables us to provide built-in features such as fuel cells, below-deck storage and, most important, condensation drains integrated throughout the foam. This virtually eliminates water-saturated foam—frequently the cause of excessive weight and poor performance in other boats.

Innovative manufacturing processes in combination with unique design features such as our deep-V hull have helped make WAHOO! boats virtually the smoothest, fastest and driest-riding pleasure boats on the water today. 

*Offshore Magazine*

The boat feels as though it has separated itself entirely from the surface of the water. The cushioned effect of the ride is truly remarkable!

*Motorboat Magazine*

Running over a yacht's wake in Sarasota Bay at better than 35 m.p.h., I popped the WAHOO! 16 footer clear out of the water. I braced for the bone rattling re-entry. It never came. The unique deep-V hull cushioned the landing.

*Fishing Magazine*

The WAHOO! 18.5 is not only a good fishing platform, it's also a great sport boat. It handles like a sports car with crisp, tight turns, and in seas two to four feet (off the coast of New Jersey), the WAHOO! will run as fast as you want from one fishing spot to another. This is due to the very efficient hull that combines the sharp entry of a deep V and the stability of modified sponsons that trap the air beneath the hull.

I have just purchased my third WAHOO! We started with a 1650 and now have the 2100 Sport. The re-sale value is great! Your close attention to every detail is evident throughout the boat, and the idea of condensation drains in the foam floatation is ingenious. I find it interesting that such a high quality boat is so reasonably priced compared to other boats that don't even measure up to the WAHOO! Everyone in our family thoroughly enjoys this boat!

Steve Ellis  
St. Petersburg, Florida









**A. 1250LX** Centerline—12' • Beam—5'8" • Weight—approx. 480 lbs.  
• Rated 25 h.p.; recommended h.p.—15 • Transom—20" • Tiller Steering  
• Versatile, easy to handle

**B. 1250LTD** Centerline—12' • Beam—5'8" • Weight—approx. 495 lbs.  
• Recommended 25-30 h.p.; optional 40 h.p. • Transom—20" • Offers many features of our larger models, including navigation lights, built-in cooler, and battery and fuel tank compartments

**C. 1450LX** Centerline—14'5" • Beam—5'11" • Weight—675 lbs.  
• Rated 60 h.p.; recommended h.p.—40-50 • Transom—20" • An exceptional value in a wide-beam, unsinkable sport boat

**D. 1450LTD** Same specifications as 1450LX • Ideal for scuba diving, fishing, or skiing • Features swivel captain's seats, built-in storage, full s/s rails, insulated coolers, and much more

**E. 1650LX** Centerline—16'2" • Beam—6'2" • Weight—725 lbs.  
• Recommended h.p.—50-75 • All-around fun boat featuring our deep-V, air-chambered hull

**F. 1650 STRIPPER LX** Same specifications as 1650LX • Family fisherman featuring insulated fish boxes, rod racks, console storage and cooler, s/s grab rails, deluxe instrument panel, and more

**G. 1650 TWIN** Centerline—16'2" • Beam—6'2" • Weight—725 lbs.  
• Recommended h.p.—60-75; optional 90 h.p. • Transom—20" • A sport boat that draws lots of attention and leaves the competition behind in ride and performance

**H. LAZER** Shown on cover • Same specifications as 1650 Twin • Custom LAZER upholstery and graphics, stereo, swim platform and sport wheel


**I. 1750 OFFSHORE** Centerline—17' • Beam—6'8" • Weight—890 lbs.  
• Rated 100 h.p.; recommended h.p.—70-90 • Transom—20" • Offshore fisherman offering big boat performance and loaded with standard equipment—built-in fuel tank, live well, fish boxes, recessed rod holders, electronic storage, rear jump seats, and more

**J. 1850 OFFSHORE** Centerline—18'5" • Beam—7'2" • Weight—1470 lbs. • Rated 150 h.p.; recommended h.p.—115-135  
• Transom—25" • Deep-V hull will smooth out the roughest of seas • Same features as 1750, but on a larger scale

**K. 1850 SPORTFISH** Same specifications as 1850 Offshore • Ideal for snorkeling, skiing, or bluewater fishing • Includes rear jump seats, livewell, fish boxes, and recessed rod holders

**L. 2100 OFFSHORE** Centerline—21' • Beam—7'8" • Weight—1900 lbs. • Maximum h.p.—200; recommended h.p.—130-175  
• Transom—25" • The smoothest and driest-riding boat of her size you have ever ridden in • Fishing amenities second to none

**M. 2100 SPORTFISH** Same specifications as 2100 Offshore • Newest member of the Wahoo! Classic Series • Unsinkable family fun in a solid, all-around boat • Includes rear jump seats, livewell, fish boxes, and recessed rod holders







## Standard Features/Options

Package Includes Multiple Options/One Low Price

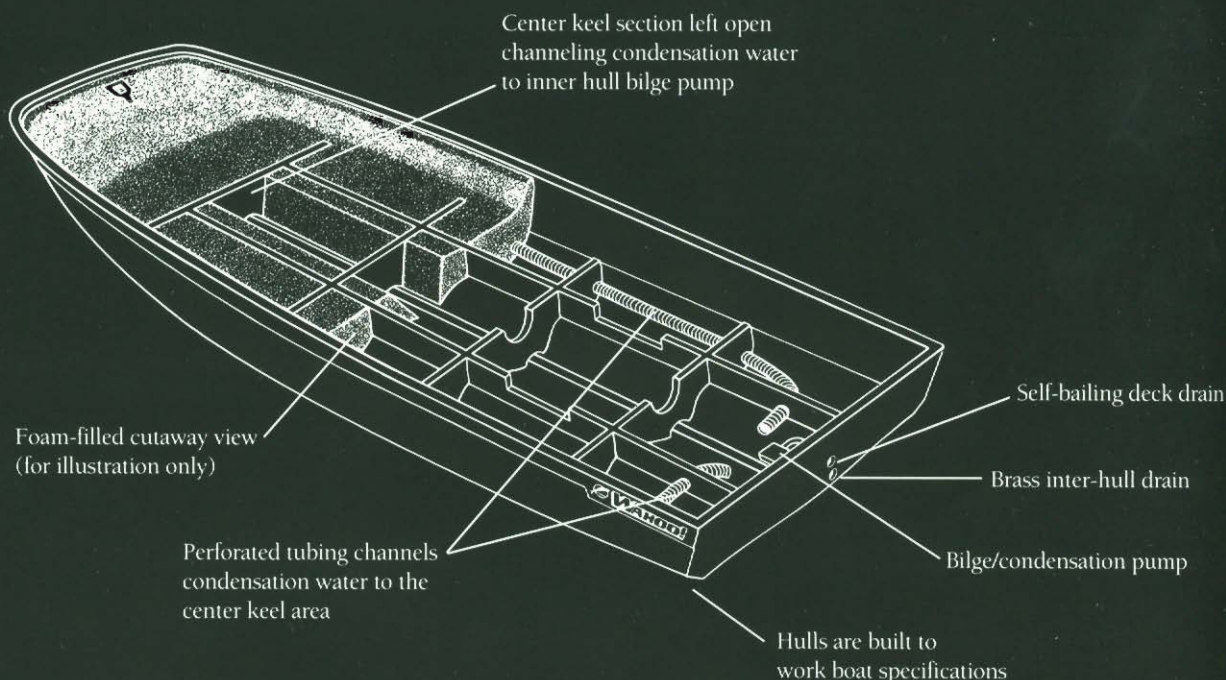
Boat Models	1250LX	1450LX	1650LX	1650ST	1250LT	1450LT	1650T	1650LZ	1750C	1850C	1850S	2100C	2100S
Deluxe Instrument Panel				STD	STD	STD	STD	STD	STD	STD	STD	STD	STD
Console Storage		STD	STD	STD	STD	STD	STD	STD	STD	STD	STD	STD	STD
Acrylic Windshield		OPT	OPT	STD	STD	STD	STD	STD	STD	STD	STD	STD	STD
Bilge/Condensation Pump		OPT	OPT	OPT	STD	STD	STD	STD	STD	STD	STD	STD	STD
Swivel Captain's Seat			OPT			STD	STD	STD	STD	STD	STD	STD	STD
Reversible Cooler Seat									EXC	EXC		EXC	
Full S.S. Bow Rails			OPT	OPT	STD	STD	STD	STD	STD	STD	STD	STD	STD
S.S. Console Grab Rail(s)		OPT	OPT	STD	PKG	PKG	PKG	PKG	PKG	PKG	PKG	PKG	PKG
S.S. Rear Grab Rails									PKG	PKG	PKG	PKG	PKG
Rod Racks				STD					PKG	PKG		PKG	
(2) Recessed S.S. Rod Holders									STD	STD	STD	STD	STD
(2) Additional Recessed Rod Holders										OPT	OPT	OPT	OPT
Rocket Launchers									PKG	PKG		PKG	
Console Cooler w/Cushion and Backrest				STD					PKG	PKG		PKG	
Fire Extinguisher Box									PKG	PKG		PKG	PKG
Recessed Cockpit Light(s)										PKG	PKG	PKG	PKG
Integrated Tackle Storage									OPT	OPT		OPT	
Livewell/Cooler Aerated									PKG	PKG	PKG	PKG	PKG
Ritchie Recessed Compass									PKG	PKG	PKG	PKG	PKG
Beverage Holder(s)					PKG	PKG	PKG	PKG			PKG		PKG
Glove Compartment							PKG	PKG			PKG		PKG
Rope Locker										PKG	PKG	STD	STD
Built In Fuel Tank		OPT	OPT	OPT	PKG	PKG	PKG	PKG	STD	STD	STD	STD	STD
Fuel Tank Capacity		12	15	18	10	12	15	15	22	45	45	70	70
Swim Platform		OPT	OPT	OPT		OPT	OPT	STD	OPT	OPT	OPT	OPT	OPT
Bimini Top with Boot	OPT	OPT	OPT	OPT	OPT	OPT	OPT	OPT	OPT	OPT	OPT	OPT	OPT
T-Top with Electronics Box										OPT		OPT	
Custom Mooring Cover	OPT	OPT	OPT	OPT	OPT	OPT	OPT	OPT	OPT	OPT	OPT	OPT	OPT
Seat Cushions	OPT	OPT	OPT	OPT	PKG	PKG	PKG	PKG	STD	STD	PKG	STD	PKG
Rear/Jump Seat Cushions									OPT	OPT	OPT	OPT	OPT
Casting Platform Cushion		OPT	OPT	OPT		OPT	PKG	PKG	OPT	OPT	PKG	OPT	PKG
Cooler Seat Cushions											OPT		OPT
Lazer Graphics/Stereo								STD			OPT		OPT
Hydraulic Steering										OPT	OPT	OPT	OPT
Tender Lift Plates	OPT	OPT	OPT	OPT	OPT	OPT	OPT	OPT					
Backrest with Rocket Launchers				OPT									
Bass Boat Options: See Dealer			OPT	OPT			OPT	OPT	OPT	OPT	OPT		

# Engineered and built like no other boat in the world.

WAHOO! Boats are available factory rigged with Mercury and Mariner outboards for maximum performance.



All prices are F.O.B. Ashland, VA factory. Prices and specifications subject to change at any time without notice. Features and specs apply to boats manufactured after 12/1/92.



The WAHOO! is totally unsinkable and comes with a 10-year limited hull warranty on 12- through 21-foot Classic models.

Dealer Name



708 Air Park Road, Ashland, Virginia 23005 • Phone: (804)798-2780 • Fax: (804)798-4658