

1990



 **Wahoo!**
BOATS UNLIMITED

26

WAHOO!

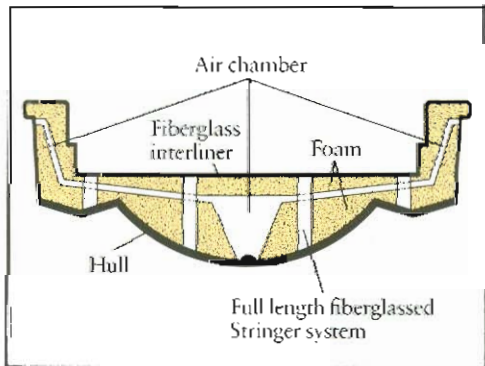
Runs Rings Around The Competition!



Totally Unsinkable



Bass Options



**Ten Year Limited
Hull Warranty
12' through 21'**

After 10 strong years, Wahoo! continues its obsession with building the finest unsinkable boat on the market. Wahoo! boats are designed for the avid and discriminating boater who demands the quality and value that goes into each boat. This has earned Wahoo! the unheralded respect of the boating industry, loyal owners and dealers alike. Over 80% of Wahoo! buyers are previous owners of our competitors' boats. They have made the move to the ultimate balance of quality, performance, and value.

Ride and Performance

Wahoo!'s sleek aerodynamic design and deep-V air chambered hull result in a smoother, faster and quieter ride without pounding.

Offshore Magazine Test Report

"The boat feels as though it has separated itself entirely from the surface of the water; the cushioned effect of the ride is truly remarkable. Running other boats at this speed, even

Customer Testimonials

"I first learned about the Wahoo! through the *"Small Boat Journal—Test Report #46"* and after taking a test ride, I immediately knew that comparing my brand X to the Wahoo! was like comparing a Model-T to a Rolls Royce. It has been a little more than a year since I traded up to Wahoo! and there is no comparison. I am writing to you hoping this letter may save other potential boat owners from making the same mistake that I did."

Steve Ellis, St. Petersburg, Fla.

"In August, I took delivery of my Wahoo! having just sold my 17 ft. brand X. I purchased the Wahoo! after reading an article in a New England boating magazine. The Wahoo! has provided me with more than what the article had indicated. The quality of workmanship is superior to my brand X. The ride much less jarring, and the handling instills great confidence at speed. The boat looks so good that it

sold itself to a fellow yacht club member, who purchased the center console model."


Peter L. Kennedy, Rhode Island

"I have had experience with a lot of boats, living near the water all of my life. As a guide, I spend approximately 280 days a year on the water. In going out day after day, it became my top priority to have a comfortable riding boat, which was one of the main reasons I purchased the Wahoo!. I wanted to let you know how impressed I am with this boat..."

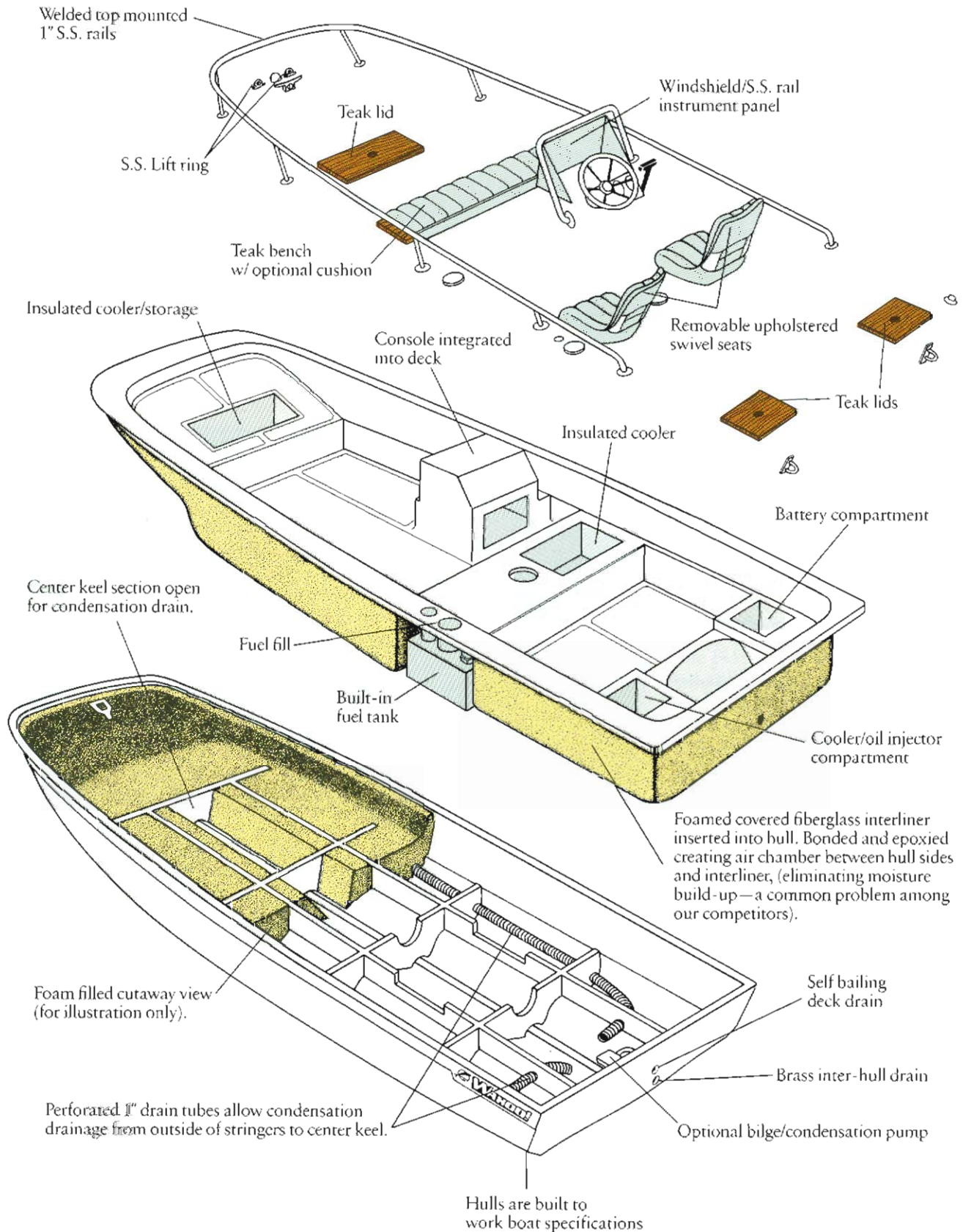
Cliff Webb, Corpus Christi, TX

larger ones, we have often felt that we were sliding down a razor's edge. We are forced to the conclusion: this is absolutely, without a doubt, one of the best handling boats of its size we have ever had the pleasure of guiding over the water."

Editor, Offshore Magazine



Engineered And Built Like No Other Boat In The World!





1650 LTD

Centerline 16'2" • Beam 6'2" • Weight (boat only) 725 lbs. • Rated hp. 80 — recommended hp. 60-75 • Optional hp. 90 (See Dealer for details)

The classic lines of Wahoo! make this Side Console unique in every way. With the molded-in console and comfortable swivel captain seats, the 1650 LTD is a great boat for family fun. And the diamond luster gel coat finish will protect your investment for many years of enjoyable boating.

Standard Features:

- Unsinkable
- Full fiberglassed stringers
- Welded 1" S.S. rails
- Bow and stern lift rings
- Molded console w/storage
- Gas tank compartment
- Beverage cooler in rear
- Built-in battery box
- Navigation lights
- Built to work boat specs
- Cooler under captain seat

Options below

1650 Striper

Centerline 16'2" • Beam 6'2" • Weight (boat only) 725 lbs. • Rated hp. 80 — recommended hp. 60-75 • Optional hp. 90 (See Dealer for details)

A wonderful family boat for all your boating pleasures. Whether it be skiing or fishing, this fine Center Console provides you with the big boat feel and ride while maintaining the convenience and ease of a smaller craft.

Standard Features:

- Unsinkable
- Full fiberglassed stringers
- Full welded 1" S.S. rails
- Bow and stern lift rings
- Stainless steering wheel
- Instrument panel
- Console w/built-in cooler, storage, acrylic door and S.S. grab rail
- Lee rod racks
- Front and rear cushioned seats w/removable backrests and rocket launchers
- Gas tank compartment
- Beverage holder
- Beverage cooler in rear
- Built-in battery box
- Built to work boat specs



1650 Striper Options:

- Striper Package Includes:
 - Built-in 18 gallon tank; casting platform cushion
 - Bimini top w/boot
- Custom mooring cover
- Bilge/Condensation pump
- Bass boat options
- Swim platform

1650 LTD Options:

- 1650 Package Includes:
 - Acrylic windshield; instrument panel; S.S. grab rail; beverage holder; full rails in lieu of side rails; 2 swivel captain seats
- w/cushions; built-in 15 gallon tank; bench seat cushion; casting platform cushion; S.S. wheel; console storage cover
- Bimini top w/boot
- Custom mooring cover
- Bilge/Condensation pump
- Swim platform

1650 Twin Console

Centerline 16'2" • Beam 6'2" • Weight (boat only) 725 lbs. • Rated hp. 80 — recommended hp. 60-75 • Optional hp. 90 (See Dealer for details)

This sleek twin console from Wahoo! offers the best of both worlds. Great for cruising or skiing, the 1650 has a deep-V air chambered hull that gives you the finest ride imaginable. And the long list of built-in features sets Wahoo! apart from the unsinkable boats of the '60's—our competitors.

Standard Features:

- Unsinkable
- Full fiberglassed stringers
- Full welded 1" S.S. rails
- Bow and stern lift rails
- Gas tank compartment
- Beverage holder
- Instrument panel
- Acrylic windshields
- Molded console w/storage
- 2 Swivel captain seats
- Cooler under captain seat
- Stainless steering wheel
- Beverage cooler in rear
- Built-in battery box
- Built to work boat specs

Options below



1750 Offshore

Centerline 17' • Beam 6'8" • Weight (boat only) approx. 890 lbs. • Rated hp. 100 — recommended hp. 70-90 • Transom 20"

A fun boat for the family fisherman, this Center Console, designed after our 1850 Offshore, offers all the standard features of our larger models. Whether you fish the blue waters of the Caribbean or the islands of the South Pacific, this Wahoo! will handle it all.

Standard Features:

- Unsinkable
- Welded S.S. rails
- Deluxe instrument panel
- Console/cooler/storage
- Lee rod racks
- Reversible captain seat w/rocket launchers
- Built-in battery compartment
- 22 gallon fuel tank
- Live well w/aerator
- Auto bilge pump
- Bow and stern lift rings
- Built-in fish box
- Rear storage & cooler
- Rod holders

1650 Twin Options:

- Twin Package Includes: Built-in 15 gallon tank; front lounge cushions; casting platform cushion; S.S. console rails.
- Custom mooring cover
- Swim platform
- Bilge/Condensation pump
- Bass boat options
- Bimini top w/boot

1750 Offshore Options:

- Bimini top w/boot
- Casting platform cushion
- Bass boat option
- Swim platform
- Mooring cover



14.5 Special

Centerline 14'5" • Beam 5'11" • Weight (boat only) 675 lbs. • Rated hp. 60 — recommended hp. 40-50

14.5 Special offers excitement and value in a wide beam unsinkable sport boat designed for the active family. Stable at rest and great for skiing or fishing.

Standard Features:

- Unsinkable
- Full fiberglassed stringers
- Welded S.S. rails
- Bow and stern lift rings
- Stainless steering wheel
- Molded console w/storage
- Built to work boat specs
- Cooler under captain seat
- Gas tank compartment
- Beverage cooler in rear
- Built-in battery box
- Full aft seat cushion
- Navigation lights

Options below

16.5 Special

Centerline 16'2" • Beam 6'2" • Weight (boat only) 725 lbs. • Rated hp. 80 — recommended hp. 60-75 • Optional hp. 90 (See Dealer for details)

New for 1990, our special series 16.5 offers the same features and benefits as our 14.5 along with the superior ride and performance our buyers have come to expect from Wahoo!

Standard Features:

- Unsinkable
- Full fiberglassed stringers
- Welded S.S. rails
- Bow and stern lift rings
- Stainless steering wheel
- Molded console w/storage
- Built to work boat specs
- Cooler under captain seat
- Gas tank compartment
- Beverage cooler in rear
- Built-in battery box
- Full aft seat cushion
- Navigation lights



16.5 Special Options:

- Built-in 15 gal. tank
- Bimini top

14.5 Special Options:

- Built-in 12 gal. tank
- Bimini top